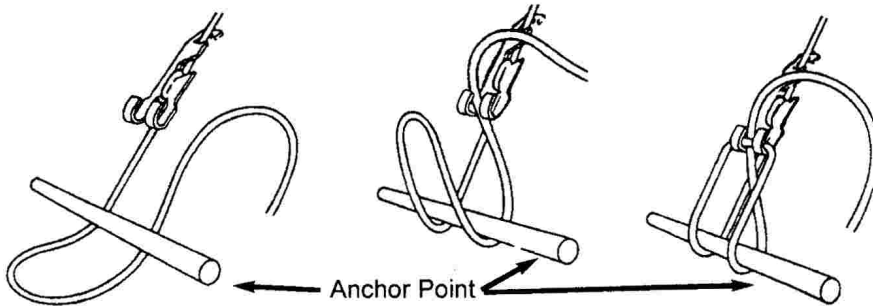
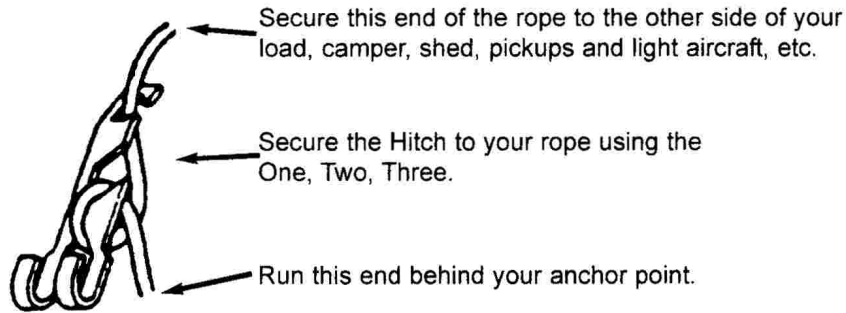


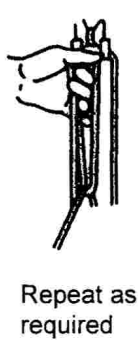
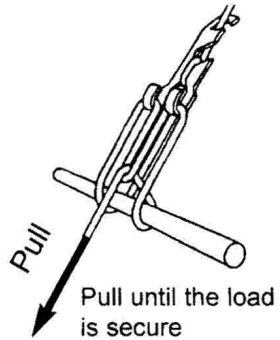
SECURING YOUR LOAD:



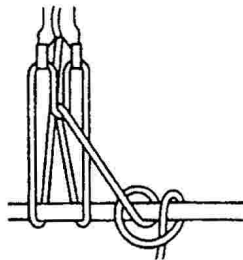
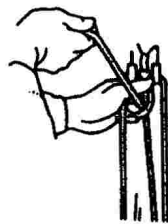
Form a loop and bring it under the anchor point.

Put the loose end between the two hooks.

Put the loop over the two hooks, trapping the rope.



Continuous Power
Lock as shown



Tie off with a half hitch.

The HITCH MASTER: Rope Winch


Simple to use as One, Two, Three.



1. In the front of the top key hole.



2. Under the bottom, between the two hooks.



3. Back through the centre, pull and you're secured.

Anderson Products Co
PO Box 352
Talkeetna, Alaska 99676
907-863-2561

www.akcooltools.com